

## ABC Retail Holdings

- 18 Locations
- 3 States (IL, IN, OH)
- 6 Utility Accounts
- Retail & Warehouse

### YOUR PRIORITIES (Selected)

- Budget Analysis (YOY)
- Budget Variance
- Contract Management
- Usage Analysis (YOY)
- Usage Variance
- Utility Tariff Audit

### Dedicated Advisor

Jordan Smith  
(312) 555-0168  
jsmith@cloudshadowenergy.com

### Report Delivery

This report is generated monthly and delivered to you by email.

### Questions?

(877) 437-2920  
info@cloudshadowenergy.com

### Onboarding Preferences

#### Customize Your Report

We include only what matters most to your business. Contact us anytime to update your preferences.

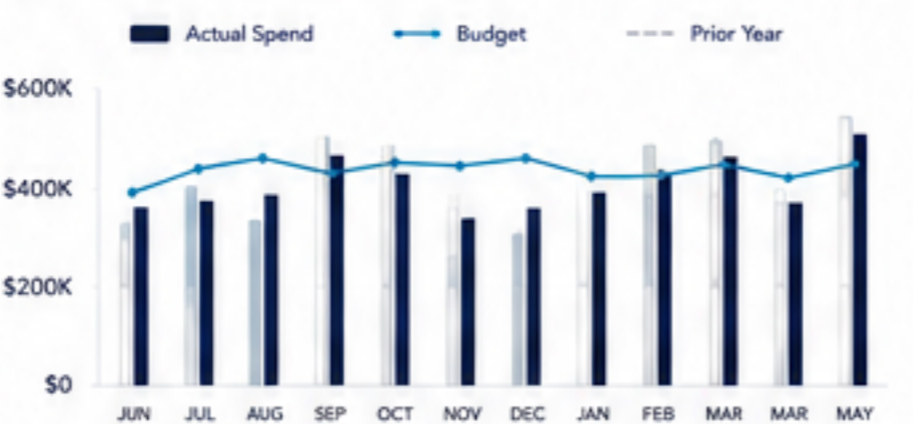
[Update Preferences](#)

## 1 EXECUTIVE SNAPSHOT

<b>TOTAL ENERGY SPEND</b>  <b>\$412,583</b> ↑ 3.2% vs Apr 2025	<b>VS BUDGET (MTD)</b>  <b>2.6%</b> Under Budget	<b>VS BUDGET (YTD)</b>  <b>1.8%</b> Under Budget	<b>VS PRIOR YEAR (MTD)</b>  <b>4.1%</b> Over Prior Year	<b>CONTRACTS EXPIRING</b>  <b>2</b> Next 120 Days	<b>HIGH PRIORITY ALERTS</b>  <b>2</b> See Details
---	---	---	--	--	--

<b>Overall Portfolio Status</b> Spend <span style="color: green;">✔</span> Usage <span style="color: orange;">⚠</span> Budget <span style="color: green;">✔</span> Contracts <span style="color: orange;">⚠</span> Compliance <span style="color: green;">✔</span>	<b>Top Alerts</b> Overnight Usage Spike 3 Locations <span style="color: orange;">⚠</span> Delivery Charge Variance 2 Locations <span style="color: orange;">⚠</span>
---	---

## 2 BUDGET ANALYSIS (YEAR OVER YEAR)



YTD ACTUAL	YTD BUDGET	VARIANCE	FORECAST (YE)
\$1,982,451	\$2,110,900	-6.1% (-\$128,449)	\$4,205,000



## 3 USAGE ANALYSIS (YEAR OVER YEAR)



YTD USAGE	VS PRIOR YEAR	WEATHER NORMALIZED
21,842,771 kWh	+5.2% (+1,086,231 kWh)	+3.1%

**USAGE VARIANCE (MTD)**

Under Budget 2 Locations <span style="color: green;">↓</span>	Over Budget 3 Locations <span style="color: orange;">↑</span>	Within Target 13 Locations <span style="color: grey;">-</span>
---	---	--

## 4 CONTRACT MANAGEMENT

ACCOUNT GROUP	SUPPLIER	CONTRACT END	STATUS	ACTION WINDOW
Retail Stores - IL	Constellation	07/31/2025	<span style="color: orange;">●</span>	Now - Jul 15
Retail Stores - IN	Duke Energy	09/30/2025	<span style="color: orange;">●</span>	Jul - Aug
Retail Stores - OH	AEP Energy	02/28/2026	<span style="color: green;">●</span>	Monitor
Warehouse - IL	Constellation	05/31/2026	<span style="color: green;">●</span>	Monitor
DC - OH	AEP Energy	11/30/2026	<span style="color: green;">●</span>	Monitor

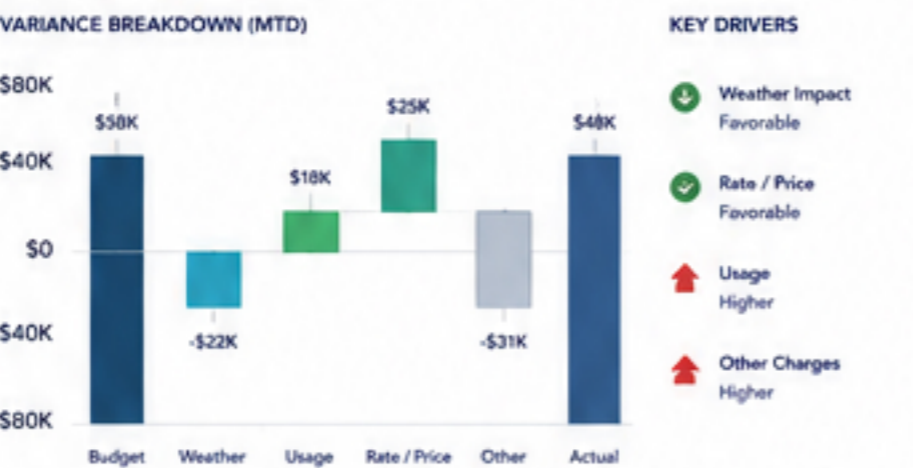
2 contracts expire within 120 days. Procurement strategy review recommended.

## 5 UTILITY TARIFF AUDIT

AUDIT AREA	FINDINGS	STATUS
Rate Class Review	1 Issue	Review Needed
Demand Charges	1 Issue	Review Needed
Delivery Charges	2 Issues	Review Needed
Taxes & Fees	No Issues	No Action
Meter Accuracy	No Issues	No Action

4 items require additional review. No immediate billing errors identified.

## 6 BUDGET VARIANCE (BUDGET VS ACTUALS)

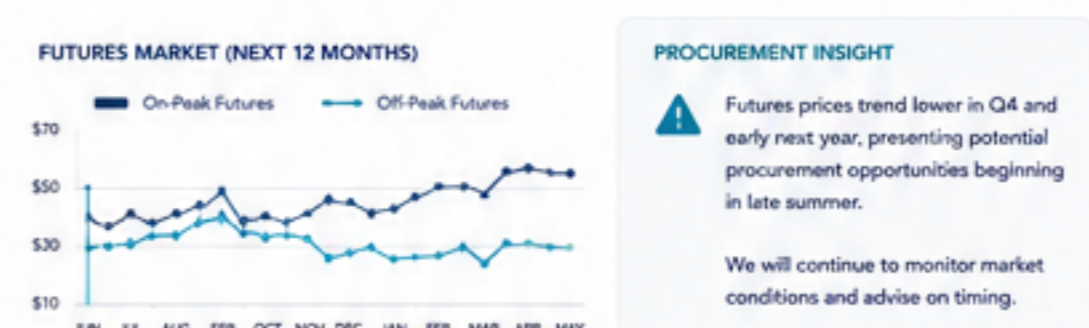


Favorable pricing and weather offset higher usage this month.

## 7 MARKET SUMMARY & OUTLOOK

**CURRENT CONTRACT STATUS**

70%	Hedged
20%	Open
10%	To Be Procured



**MARKET OUTLOOK**

	Market	Hedged	vs. Hedged
PJM On-Peak	\$52.48	\$46.75	+12.3%
PJM Off-Peak	\$37.12	\$34.10	+8.9%

**PROCUREMENT INSIGHT**

Futures prices trend lower in Q4 and early next year, presenting potential procurement opportunities beginning in late summer.

We will continue to monitor market conditions and advise on timing.

## 8 SUSTAINABILITY & COMPLIANCE

<b>RENEWABLE ENERGY</b> REC Coverage <b>100%</b>	<b>CO2 EMISSIONS (MT)</b> YTD <b>1,842</b>	<b>VS PRIOR YEAR</b> Emissions <b>-6.8%</b>	<b>COMPLIANCE STATUS</b> No Issues <b>On Track</b>
--	--	---	--

You are on track to meet your annual sustainability goals.

## 9 ADDITIONAL INSIGHTS

<b>Overnight Usage Spike Detected</b> 3 Locations	<b>Peak Demand Increase</b> 1 Location	<b>High Bill Variance</b> 2 Locations	<b>Invoice Timeliness</b> 100% On Time
--	---	--	---

AI-supported analysis reviewed by our energy experts.

## 10 RECOMMENDED ACTIONS

- Begin procurement strategy review for IL locations expiring in July.
- Review overnight usage spikes at 3 locations for operational opportunities.
- Validate delivery charge variances with utilities.
- Evaluate budget adjustments for Q4 based on updated forecasts.
- Schedule mid-year energy strategy review in July.



### AI-SUPPORTED. HUMAN GUIDED.

The Cloudshadow Intelligence Engine™ combines advanced analytics with the expertise of experienced energy professionals.

Questions about your report?

(877) 437-2920 | info@cloudshadowenergy.com